



**PROPOSED 2025 BUDGET
VILLAGE OF HOBART, WISCONSIN**

	1-Jun	1-Jul	1-Aug	1-Sep	1-Oct	1-Nov
	1.307,85	1.240,64	1.235,42	939,09	1.300,67	843,29
	0,00	698,18	0,00	0,00	40,07	0,00
	215,80	78,42	38,16	15,62	256,67	25,46
	2,03	1.485,22	6.062,23	447,24	16.048,05	349,55
	5	677,87	503,91	1.094,97	5.620,31	2.560,60
		0,00	310,01	3.142,38	9.779,24	14.693,66
		0,00	670,64	1.259,50	4.294,85	7.473,24
		83,58	39.386,87	17.848,02	34.414,47	0,00
		0,00	0,00	0,00	0,00	0,00
			19.577,90	11.799,74	14.874,16	33.010,21
			1.335,55	21,76	865,15	348,10
			0,00	0,00	12.032,74	24.740,68
			0,00	0,00	4.387,73	18.444,80
				701,60	4.796,53	502,91
				2.144,68	2.300,27	1.727,45
				10.857,02	0,00	82,02
				0,00	0,00	0,00
				0,00	0,00	0,00
				2,93	0,00	4.829,68
				0,00	0,00	0,00
				0,00	48.000,19	15,23
				131,43	160,07	0,00
58.3				101.087,81	143.638,64	0,00
5.884				8.466,82	16.979,67	0,00
0,00				0,00	0,00	0,00
9.978,90				63.475,90	17.167,82	50.288,56
394.59						35.5

INDEX

	PAGE
Overall General Fund	3
General Revenue (Fund 001)	5
General Expenses (Fund 001)	8
Debt Service (Fund 005)	16
Capital Projects (Fund 004)	19

ILLUSTRATIONS AND CHARTS

	PAGE
Overall Property Tax Levy in Hobart (2011-2025)	4
Overall General Fund Component - Property Tax Levy in Hobart (2011-2025)	4
General Fund Budget History (2010-2023)	15
General Fund Cash Balance at End of Year (2010-2023)	16
Existing General Fund Debt	17
Overall Debt Service Component - Property Tax Levy in Hobart (2011-2025)	18
Hobart General Fund – Future Debt Payments (2026-2035)	18
Debt Service Cash Balance at End of Year (2011-2023)	18
Capital Projects Fund Cash Balance at End of Year (2010-2023)	21
Overall Capital Projects Component - Property Tax Levy in Hobart (2012-2025)	21

NOTE: Previous year's budget numbers are final audited figures. 2024 and 2025 budget figures are done on a cash basis method.

GENERAL FUND

REVENUES	2022	2023	Original 2024	Amended 2024	Budget 2025	Change from Orig 2024	Change from Amend 2024
Taxes	2,072,623.63	1,946,921.41	2,094,548.51	2,104,402.83	2,185,334.73	90,786.22	80,931.90
Special Assessments	0.00	0.00	0.00	0.00	0.00	0.00	0.00
Intergovernmental Revenue	583,098.30	748,291.52	965,301.38	965,464.58	991,983.31	26,681.93	26,518.73
Licenses and Permits	185,065.28	190,579.45	130,255.00	140,978.58	120,650.00	(9,605.00)	(20,328.58)
Fines and Forfeitures	530.00	240.00	200.00	0.00	0.00	(200.00)	0.00
Public Charges for Services	1,165,800.59	1,286,248.89	1,380,389.01	852,739.10	974,692.75	(405,696.26)	121,953.65
Miscellaneous Rev.	41,492.57	263,234.51	100,000.00	175,000.00	175,000.00	75,000.00	0.00
Other Funding Sources	106,962.85	114,169.47	93,489.14	96,327.94	74,800.00	(18,689.14)	(21,527.94)
TOTAL REVENUES	4,155,573.22	4,549,685.25	4,764,183.04	4,334,913.03	4,522,460.79	(241,722.25)	187,547.76
CHANGE	289,825.89	394,112.03	214,497.79	(429,270.01)			
EXPENDITURES	2022	2023	Original 2024	Amended 2024	Budget 2025	Change from Orig 2024	Change from Amend 2024
General Government	678,678.18	667,400.57	728,161.39	822,549.03	764,161.12	35,999.73	(58,387.91)
Public Safety	2,427,690.39	2,705,866.02	2,884,767.95	2,801,894.77	3,083,498.83	198,730.88	281,604.06
Public Works	833,310.52	944,876.92	997,753.70	573,849.04	569,800.84	(427,952.86)	(4,048.20)
Constable Services	2,090.00	1,291.41	2,000.00	5,000.00	3,500.00	1,500.00	(1,500.00)
Park and Recreation	2,673.96	0.00	0.00	0.00	0.00	0.00	0.00
Planning and Development	1,700.00	1,550.00	1,500.00	1,500.00	1,500.00	0.00	0.00
Transfer to Other Funds	51,657.48	84,960.58	150,000.00	130,120.19	100,000.00	(50,000.00)	(30,120.19)
TOTAL EXPENDITURES	3,997,800.53	4,405,945.50	4,764,183.04	4,334,913.03	4,522,460.79	(241,722.25)	187,547.76
CHANGE	396,860.27	408,144.97	358,237.54	(429,270.01)			
NET	157,772.69	143,739.75	0.00	0.00	0.00		

The 2024 Amended Budget is the amended version, as adopted by the Village Board on October 15th 2024. The above table provides an overview of the entire General Fund, which is primarily funded by the property tax levy, and finances the majority of the day-to-day operations of the Village.

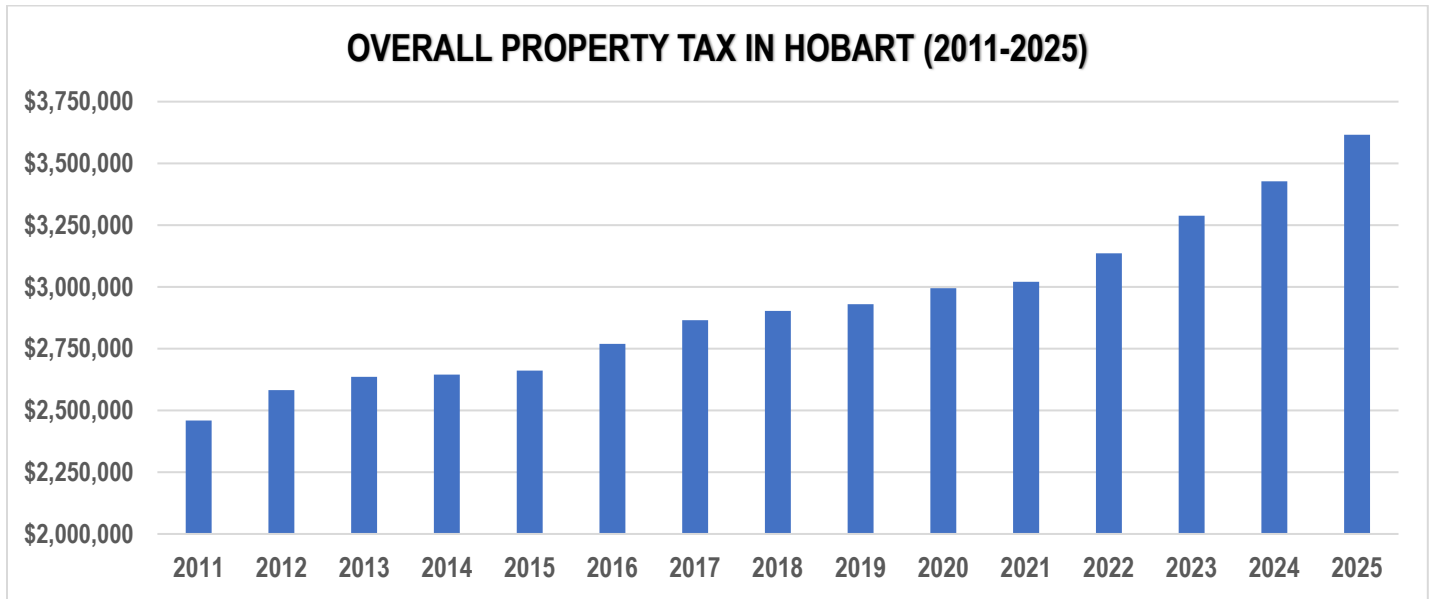
PROPERTY TAX LEVY

The property tax levy, the most-commonly recognized component of a property owner's annual tax bill, is used to fund three areas of the overall Village operations: (1) General Fund, (2) Debt Service and (3) Capital Projects. The majority of the levy is allocated to the General Fund. The total property tax levy, since 2011, for Hobart is as follows:

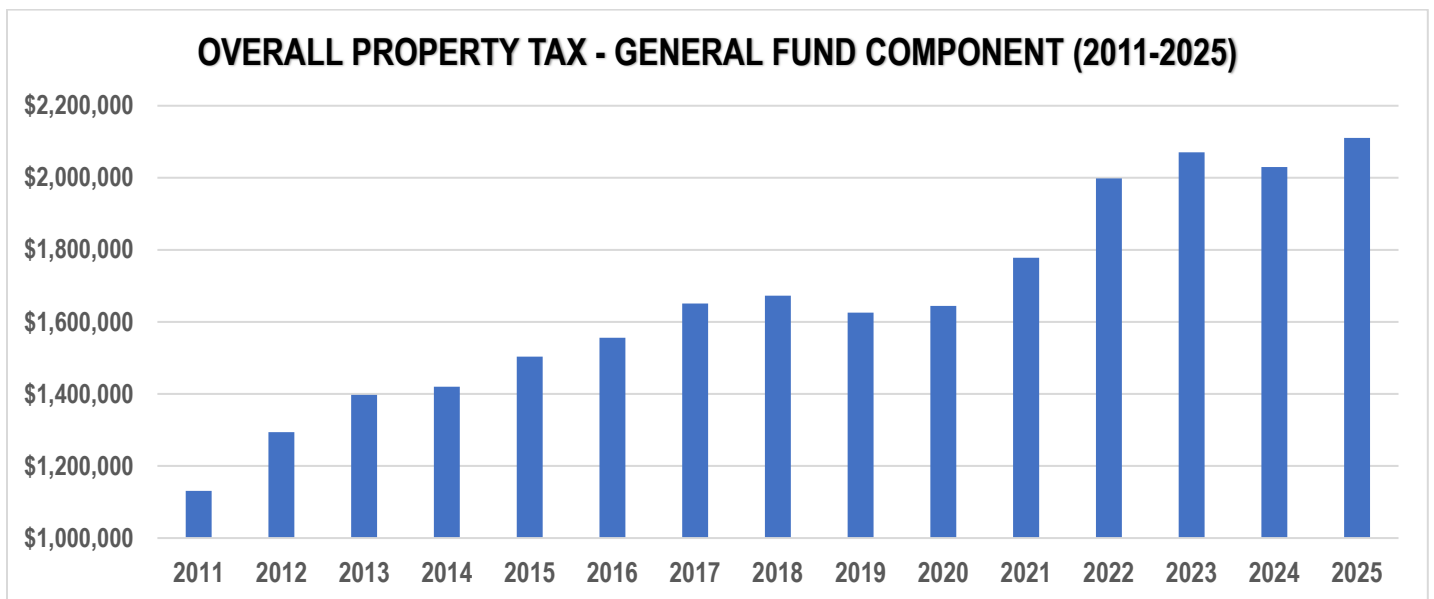
Years	Gen Fund	Change	Cap Projects	Change	Debt Service	Change	TOTAL	Change
2011	1,130,990.84	-	414,200.00	-	914,163.23	-	2,459,354.07	-
2012	1,293,930.25	162,939.41	484,000.00	69,800.00	804,009.39	-110,153.84	2,581,939.64	122,585.57
2013	1,397,546.44	103,616.19	474,615.00	-9,385.00	764,011.34	-39,998.05	2,636,172.78	54,233.14
2014	1,419,898.30	22,351.86	636,575.00	161,960.00	588,358.74	-175,652.60	2,644,832.04	8,659.26
2015	1,503,353.68	83,455.38	781,714.00	145,139.00	376,124.00	-212,234.74	2,661,191.68	16,359.64
2016	1,555,905.41	52,551.73	792,889.00	11,175.00	420,753.88	44,629.88	2,769,548.29	108,356.61
2017	1,651,022.91	95,117.50	675,294.00	-117,595.00	538,560.12	117,806.24	2,864,877.03	95,328.74
2018	1,672,797.73	21,774.82	682,157.26	\$6,863.26	548,000.13	9,440.01	2,902,955.12	38,079.09
2019	1,625,817.96	-46,979.77	695,410.77	13,253.51	605,411.31	57,411.18	2,926,640.04	23,684.92
2020	1,644,328.84	18,510.88	735,723.00	40,312.23	614,598.00	9,186.69	2,994,649.84	68,000.80
2021	1,778,227.75	133,898.91	626,319.00	-109,404.00	615,953.25	1,355.25	3,020,500.00	25,850.16
2022	1,998,424.40	219,808.55	523,658.73	-102,660.27	613,763.33	-2,189.92	3,135,846.46	115,346.46
2023	1,870,872.22	-127,301.04	466,908.00	-55,750.73	950,370.00	336,325.56	3,288,150.22	152,303.76
2024	2,029,806.82	158,893.60	777,560.00	310,552.00	619,370.00	-331,000.00	3,426,806.82	138,656.60
2025	2,110,809.69	80,932.87	842,655.00	65,095.00	662,089.82	42,719.82	3,615,554.51	188,747.69

NOTE: 2012-23 are actual final budget numbers. The 2024 Budget is the amended budget. 2025 reflects the proposed budget.

The following chart shows the growth of the overall property tax levy:



The following chart shows the growth of the general fund component of the overall property tax levy:





GENERAL FUND – REVENUE (Fund 001)

Taxes (Fund 41)							
	2022	2023	Original 2024	Amended 2024	Budget 2025	Chg from Orig 2024	Chg from Amend 2024
General Property Tax	1,998,173.26	1,870,872.22	2,029,674.51	2,029,876.82	2,110,809.69	81,135.18	80,932.87
Managed Forest Crop	75.37	73.65	0.00	80.97	80.00	80.00	(0.97)
Ag Use Penalty	9,201.48	0.00	0.00	0.00	0.00	0.00	0.00
Interest on Taxes	2,499.52	3,730.54	2,200.00	2,200.00	2,200.00	0.00	0.00
PILOT-Water	62,674.00	72,245.00	62,674.00	72,245.04	72,245.04	9,571.04	0.00
FUND 41 TOTAL	2,072,623.63	1,946,921.41	2,094,548.51	2,104,402.83	2,185,334.73	90,786.22	80,931.90
Change	214,412.05	(125,702.22)	147,627.10	9,854.32			

GENERAL PROPERTY TAX – This is the most common tax and is the primary revenue source for the Village.

MANAGED FOREST LAW (MFL) - MFL land is exempt from property taxes. The DNR makes an annual payment of \$0.20 per MFL enrolled acre to the municipality where the land is located. The municipality retains 80% of this payment and remits 20% to the county.

AG USE PENALTY - Agricultural land receives use value assessment, and when it is taken out of production, there is a charge to make up for some of the tax advantages of the prior years, resulting in a payment to the municipality.

PAYMENT IN LIEU OF TAXES (PILOT) - The Public Service Commission of Wisconsin Administrative Code requires municipal electric and water utilities to pay an annual PILOT. It is similar to the property taxes paid on a residential or commercial property.

Intergovernmental Revenues (Fund 43)							
	2022	2023	Original 2024	Amended 2024	Budget 2025	Chg from Orig 2024	Chg from Amend 2024
Police Department Grants	17,645.93	51,771.08	0.00	8,922.66	0.00	0.00	(8,922.66)
Fire Department Grants	0.00	0.00	0.00	0.00	0.00	0.00	0.00
State Shared Revenue	63,058.63	63,058.59	325,984.94	325,984.94	333,477.93	7,492.99	7,492.99
Personal Prop State Aid	10,854.58	10,854.58	10,854.58	10,854.58	10,854.58	0.00	0.00
2% Fire Dues	47,913.92	54,501.92	54,501.92	64,345.25	65,000.00	10,498.08	654.75
Exempt Computer Aid	1,730.37	1,730.37	1,730.37	1,730.37	1,730.37	0.00	0.00
Video Service Prov Aid	19,153.48	19,153.48	19,153.48	19,153.48	19,153.48	0.00	0.00
State LRIP Grant	0.00	0.00	0.00	0.00	0.00	0.00	0.00
State Transportation Aids	404,138.60	464,759.39	534,473.30	534,473.30	561,766.95	27,293.65	27,293.65
State Disaster Aid	0.00	62,865.06	0.00	0.00	0.00	0.00	0.00
DNR Recycling Grant	18,602.79	18,582.64	18,602.79	0.00	0.00	(18,602.79)	0.00
Other State Payments	0.00	1,014.41	0.00	0.00	0.00	0.00	0.00
FUND 43 TOTAL	583,098.30	748,291.52	965,301.38	965,464.58	991,983.31	26,681.93	26,518.73
Change	1,502.99	165,193.22	217,009.86	163.20			

POLICE DEPARTMENT GRANTS – These are specialized grants applied for and obtained by the Police Department throughout the fiscal year. Due to the unpredictability of the success of such applications, no revenue funds are allocated to this category at the beginning of the year.

FIRE DEPARTMENT GRANTS – These are specialized grants applied for and obtained by the Fire Department throughout the fiscal year. Due to the unpredictability of the success of such applications, no revenue funds are allocated to this category at the beginning of the year.

STATE SHARED REVENUE - The shared revenue program is a way of collecting taxes from communities throughout Wisconsin and redistributing them back to these communities. The program was first created in 1911 when Wisconsin became the first state to institute a progressive income tax.

Under the most recent state budget, shared revenue would be paid for by tapping 20% of the State's 5 percent sales tax - aid would then grow along with sales tax revenue. This has resulted in a large increase in state shared revenue for Hobart.

PERSONAL PROPERTY STATE AID – 2017 Act 59 created a property tax exemption for personal property classified as machinery, tools, and patterns not used for manufacturing purposes, effective with property assessed as of January 1, 2018. The Legislature authorized personal property aid payments to hold local governments harmless for the loss in taxable value and to hold taxpayers harmless by negating any shift in property taxes to the remaining taxable property that would otherwise occur due to this exemption.

2% FIRE DUES – Every year, all insurers conducting fire insurance business in Wisconsin must pay the state 2% of all premiums they have collected for insurance loss by fire. The state also contributes 2% of premiums paid to the Local Government Property Insurance Fund for the insurance of public property, other than State property. Each municipality seeking fire dues must submit an annual self-certification form to DSPS.

EXEMPT COMPUTER AID – This program reimburses municipalities for lost revenues caused by the creation of the personal property tax exemptions (1999) for computers, cash registers, and fax machines.

VIDEO SERVICE PROVIDER AID – 2019 Act 9 required municipalities to reduce fees assessed on certain video service providers, beginning in 2020. Municipalities were required to reduce their fees by 0.5%, effective January 1, 2020, and by 1%, effective January 1, 2021. A State aid program was created to hold municipalities harmless for the associated reduction in revenue.

STATE LRIP GRANT – The Local Roads Improvement Program (LRIP) was established in 1991 to assist local units of government in improving seriously deteriorating county highways, municipal streets in cities and villages, and town roads.

STATE TRANSPORTATION AID – General Transportation Aid (GTA) is paid to local governments (counties, cities, villages, and towns) to assist in the maintenance of local roads and the local costs of improvement and construction of those roads. This aid must be used for transportation-related expenditures. Aid payments are made from the State's segregated transportation fund, which includes revenues from the motor fuel tax, vehicle registration fees, and other transportation-related taxes and fees. There are two basic formulas by which general transportation aid is distributed: (1) share of costs aid; and (2) mileage aid. Hobart has seen a large increase in transportation aid over the past several years.

STATE DISASTER AID – The Wisconsin Disaster Fund (WDF) is a State-funded reimbursement program that allows local governmental units to recoup costs incurred while responding to and recovering from disaster incidents. The State reimburses 70% of eligible costs after the local governmental unit submits a complete WDF application. The Village received WDF funds in 2023 for a 2022 severe weather event.

DNR RECYCLING GRANT – This has been moved to Fund 14 (Garbage and Recycling).

OTHER STATE PAYMENTS – This account records additional State funding. In 2023, the Village received an election grant (\$1,014.41)

Licenses and Permits (Fund 44)							
	2022	2023	Original 2024	Amended 2024	Budget 2025	Chg from Orig 2024	Chg from Amend 2024
License and Permits	5,370.87	4,851.14	5,000.00	2,000.00	2,000.00	(3,000.00)	0.00
Liquor Licenses	13,235.00	2,510.00	3,000.00	3,200.00	3,000.00	0.00	(200.00)
Liquor License Legal Ads	25.00	750.00	25.00	175.00	150.00	125.00	(25.00)
Cigarette Licenses	200.00	200.00	100.00	100.00	100.00	0.00	0.00
Franchise Fees-Cable TV	39,724.29	39,659.07	37,880.00	36,500.00	35,000.00	(2,880.00)	(1,500.00)
Operators-Background Ch	1,309.85	546.00	1,000.00	900.00	1,000.00	0.00	100.00
Short Term Rent License	0.00	0.00	0.00	500.00	0.00	0.00	(500.00)
Dog Lic and County Ref	4,345.85	4,550.84	4,750.00	4,980.00	4,900.00	150.00	(80.00)
Building Perm-Insp Fees	82,332.75	96,606.00	60,000.00	75,000.00	60,000.00	0.00	(15,000.00)
State Seals Collected	1,944.80	289.14	500.00	755.00	500.00	0.00	(255.00)
Admin Fees for Permits	7,550.00	6,250.00	5,000.00	3,140.00	4,000.00	(1,000.00)	860.00
Erosion Control Fees	4,326.00	3,701.00	3,000.00	2,210.00	2,500.00	(500.00)	290.00
Security Deposit-Build Per	3,000.00	(2,000.00)	2,500.00	1,500.00	1,500.00	(1,000.00)	0.00
Zone-Cnd Use-Var Fee	1,600.00	1,575.00	1,000.00	0.00	0.00	(1,000.00)	0.00
CSM/Plat Fees	2,375.00	2,150.00	1,000.00	950.00	500.00	(500.00)	(450.00)
Site Review Permit/Fees	600.00	900.00	500.00	675.00	500.00	0.00	(175.00)
Rent-Parks/ Shelt/Hall	(1,475.00)	0.00	0.00	0.00	0.00	0.00	0.00
Reimbursements	11,615.87	6,611.26	0.00	3,793.58	0.00	0.00	(3,793.58)
Quarry-Other Perm/Fees	6,985.00	7,095.00	5,000.00	4,600.00	5,000.00	0.00	400.00
GIS Permits	0.00	14,335.00	0.00	0.00	0.00	0.00	0.00
FUND 44 TOTAL	185,065.28	190,579.45	130,255.00	140,978.58	120,650.00	(9,605.00)	(20,328.58)
Change	(21,912.84)	5,514.17	(60,324.45)	10,723.58			

LICENSES AND PERMITS – Revenue from a variety of fees and permits (direct sellers, burning, exotic wildlife, etc.) is placed in this account.

LIQUOR LICENSES – This revenue comes from the issuance of liquor licenses in the Village.

LIQUOR LICENSE LEGAL ADS – This revenue is a segment of the liquor license fees, and offsets the cost of the legal publications.

CIGARETTE LICENSES – This revenue comes from the issuance of cigarette licenses (\$100) in the Village.

FRANCHISE FEES/CABLE TV – The Village collects a special tax on cable television service. In 2019, the Wisconsin State Legislature reduced the fees cable companies pay to municipalities.

OPERATORS-BACKGROUND CHECKS – This revenue offsets the costs of doing background checks, mainly for liquor licensing.

SHORT TERM RENTAL LICENSE – The Village implemented a room tax in 2024.

DOG LICENSES AND COUNTY REFUND – This revenue comes from the issuance of dog licenses. The 2023 fees are as follows: Dog License (spayed or neutered) - \$10 and Dog License (not spayed or neutered) - \$20.

BUILDING PERMIT-INSPECTION FEES - This revenue comes from the issuance of building permits and other related inspections.

STATE SEALS COLLECTED – The building permit seal is a State requirement for 1- and 2-family new dwellings only.

ADMINISTRATIVE FEES FOR PERMITS – This is a charge levied on permits for administrative costs.

EROSION CONTROL FEES – This revenue comes from the application of Chapter 150 (Erosion Control and Stormwater Management) of the Municipal Code.

SECURITY DEPOSIT-BUILDING PERMITS – This revenue comes from the application of Chapter 95 (Alarm Systems) of the Municipal Code.

ZONE-CONDITIONAL USE-VARIANCE FEES – This revenue comes from a variety of land use permits and applications (I.E. rezoning, PDD, etc.)

CSM/PLAT FEES - This revenue comes from a variety of land division applications.

SITE REVIEW PERMIT/FEES - This revenue comes from a variety of site review applications.

PARK FEE FROM BUILDING PERMITS – This revenue has been reallocated to Fund 10 (Park and Recreation).

PARK FEE FROM DEVELOPER – This revenue has been reallocated to Fund 10 (Park and Recreation).

RENT-PARKS/SHELTERS/HALL – This revenue has been reallocated to Fund 10 (Park and Recreation).

REIMBURSEMENTS – Revenue comes from a varied number of sources. Due to the unpredictability of those sources, no funds are placed in the initial budget of the year.

QUARRY-OTHER PERMITS/FEES – Revenue comes from right-of-way permits, and quarry permits.

GIS PERMITS – This is a limited revenue source applied to building permits. Revenue is allocated to the Village GIS reserved account.

Fines, Forfeitures and Penalties (Fund 45)							
	2022	2023	Original 2024	Amended 2024	Budget 2025	Chg from Orig 2024	Chg from Amend 2024
Dog License Late Fees	530.00	240.00	200.00	0.00	0.00	(200.00)	0.00
FUND 45 TOTAL	530.00	240.00	200.00	0.00	0.00	(200.00)	0.00
Change	310.00	(290.00)	(40.00)	(200.00)			

DOG LICENSES LATE FEES – This revenue comes from the late fees on the issuance of dog licenses.

Public Charges for Services (Fund 46)							
	2022	2023	Original 2024	Amended 2024	Budget 2025	Chg from Orig 2024	Chg from Amend 2024
Gen Govt Chrg for Servi	9,031.01	24,835.60	5,000.00	5,150.00	5,000.00	0.00	(150.00)
Hobart - Court Fees	74,976.13	64,552.03	74,109.14	62,000.00	70,000.00	(4,109.14)	8,000.00
Reimbursement-Lawrence	581,404.66	688,553.58	753,140.05	700,000.00	796,337.27	43,197.22	96,337.27
School Liaison	81,178.98	71,419.16	104,715.30	81,192.59	100,855.48	(3,859.82)	19,662.89
Hobart Portion-Park Tick	0.00	3,950.00	2,435.00	2,700.00	2,500.00	65.00	(200.00)
Police Reimbursements	0.00	0.00	0.00	1,696.51	0.00	0.00	(1,696.51)
Fire Calls on Roads	0.00	1,639.00	0.00	0.00	0.00	0.00	0.00
Garb/Rec Spec Charge	419,209.52	431,299.52	440,989.52	0.00	0.00	(440,989.52)	0.00
Tower & Land Rent Fees	0.29	0.00	0.00	0.00	0.00	0.00	0.00
FUND 46 TOTAL	1,165,800.59	1,286,248.89	1,380,389.01	852,739.10	974,692.75	(405,696.26)	121,953.65
Change	56,176.04	120,448.30	94,140.12	(527,649.91)			

GENERAL GOVERNMENT CHARGE FOR SERVICES – Revenue comes from a number of sources for services provided by the Village.

HOBART COURT FEES – This revenue comes from the Hobart Municipal Court, with a portion being allocated to Lawrence.

REIMBURSEMENT-LAWRENCE – This is the revenue from Lawrence for the operation of the Police Department and the Municipal Court.

SCHOOL LIAISON – This revenue from the West De Pere and Pulaski School Districts for their School Resource Officers.

HOBART-PARKING TICKETS - This revenue comes from the Hobart Municipal Court (parking tickets), with a portion being allocated to Lawrence.

POLICE REIMBURSEMENTS – This revenue comes from miscellaneous fees for service collected by the Hobart-Lawrence Police Department.

FIRE CALLS ON ROADS - Wisconsin law provides a mechanism for local governments to recover up to \$500 of their costs for responding to fire calls on highways maintained by the State. This program is intended to provide relief for those situations when fire services are required on the state highway right-of-way and the local government responsible for providing the service is unable to recover the costs for that service from the party receiving the service, or when the responsible party is unknown.

GARBAGE-RECYCLING SPECIAL CHARGES – This is the charge the Village applies to property owners for garbage and recycling collection. This has been moved to Fund 14 (Garbage and Recycling).

TOWER AND LAND RENT FEES – The Village received rental fees from primarily cell tower providers. The revenue has been reallocated to the Water Utility per Public Service Commission guidelines as of 2023 due to the fact the Village property being rented was the water tower.

Miscellaneous Revenue (Fund 48)							
	2022	2023	Original 2024	Amended 2024	Budget 2025	Chg from Orig 2024	Chg from Amend 2024
Interest on Accounts	41,492.57	263,234.51	100,000.00	175,000.00	175,000.00	75,000.00	0.00

FUND 48 TOTAL	41,492.57	263,234.51	100,000.00	175,000.00	175,000.00	75,000.00	0.00
Change	40,297.83	221,741.94	(163,234.51)	75,000.00			

INTEREST ON ACCOUNTS – This revenue comes from the investment of the Village’s funds in various investment options. Revenue has increased with the increase in interest rates. We anticipate interest rates to remain stable in 2025.

Other Funding Sources (Fund 49)							
	2022	2023	Original 2024	Amended 2024	Budget 2025	Chg from Orig 2024	Chg from Amend 2024
Transfer from San Sewer	40,000.00	40,000.00	19,739.14	19,739.14	0.00	(19,739.14)	(19,739.14)
Street Lighting	63,614.71	70,461.00	70,000.00	72,759.36	71,000.00	1,000.00	(1,759.36)
Lighting Admin Fee	3,348.14	3,708.47	3,750.00	3,829.44	3,800.00	50.00	(29.44)
Mem Bricks/Tree Sales	0.00	0.00	0.00	0.00	0.00	0.00	0.00
FUND 49 TOTAL	106,962.85	114,169.47	93,489.14	96,327.94	74,800.00	(18,689.14)	(21,527.94)
Change	(960.18)	7,206.62	(20,680.33)	2,838.80			

TRANSFER FROM SANITARY SEWER – In 2017, the Village Board approved the transfer \$219,739.14 from the Unreserved Capital Fund to the Sanitary Sewer Fund. The transfer was repaid starting in 2019 (\$40,000 per year). 2024 was the final year of the repayment (\$19,739.14).

STREET LIGHTING – This is a street lighting charge applied to specific properties and neighborhoods in Hobart.

LIGHTING ADMIN FEE - This is a street lighting administrative charge applied to specific properties and neighborhoods in Hobart.

MEMORIAL BRICKS/TREE SALES – This is a fund where donations for tree planting and placement of memorial bricks is allocated. Due to the unpredictability of those sources, no funds are placed in the initial budget of the year.

	2022	2023	Original 2024	Amended 2024	Budget 2025	Chg from Orig 2024	Chg from Amend 2024
TOTAL REVENUES	4,155,573.22	4,549,685.25	4,764,183.04	4,334,913.03	4,522,460.79	(241,722.25)	187,547.76
Change	289,825.89	394,112.03	214,497.79	(429,270.01)		(241,722.25)	187,547.76

GENERAL FUND – General Government (Fund 51)

Village Board							
Fund Account	2022	2023	Original 2024	Amended 2024	Budget 2025	Chg from Orig 2024	Chg from Amend 2024
Salary-Wage	44,505.50	45,576.92	45,009.00	44,134.38	45,000.00	(9.00)	865.62
FICA/Medicare	3,470.30	3,419.86	3,441.92	3,441.88	3,442.00	0.08	0.12
Board Supplies	658.39	281.91	600.00	600.00	600.00	0.00	0.00
Education and Travel	6,193.39	5,277.22	2,000.00	2,000.00	1,500.00	(500.00)	(500.00)
TOTAL	54,827.58	54,555.91	51,050.92	50,176.26	50,542.00	(508.92)	365.74
Change	(559.63)	(271.67)	(3,504.99)	(874.66)			

The Hobart Village Board consists of 4 Trustees and a Village President each elected "at-large" to 2-year overlapping terms. The Village President serves a term of 3 years. The elected officials are entrusted by the public to create and enact policies that uphold the health, safety, general welfare, morals and principles of Village residents. Members of the Village Board are as follows: Rich Heidel (Board President), Dave Dillenburg, Melissa Tanke, Vanya Koepke and Tammy Zittlow. In 2025, two of the positions on the Board (currently held by Tanke and Dillenburg) will be on the Spring election ballot. The annual salary for the Village President was set at \$15,000, and the annual salary for each Trustee was set at \$7,500 in 2014. (Municipal Code § 82-2).

Municipal Court-Judge							
Fund Account	2022	2023	Original 2024	Amended 2024	Budget 2025	Chg from Orig 2024	Chg from Amend 2024
Judge - Salary/Wage	8,415.75	8,400.00	8,400.00	8,400.00	9,400.00	1,000.00	1,000.00
Court Clerk - Salary	35,504.85	31,621.83	37,386.00	37,386.00	34,152.00	(3,234.00)	(3,234.00)
Court - Clerk WRS	752.19	2,152.99	2,579.63	2,579.63	2,373.56	(206.07)	(206.07)
Court-Judge FICA/Med	643.81	642.60	642.60	642.60	720.00	77.40	77.40
Court-Clerk FICA/Med	2,661.10	2,422.10	2,860.04	2,860.04	2,971.01	110.97	110.97
Court - Fringe Benefits	3,898.75	42.50	0.00	35.28	56.25	56.25	20.97
Court - Supplies	3,515.04	8,586.32	2,500.00	3,000.00	3,000.00	500.00	0.00
Court – Tech	345.75	2,856.47	10,000.00	11,500.00	15,000.00	5,000.00	3,500.00
Court - Educ/Conf/Travel	1,695.70	2,251.33	2,600.00	2,600.00	2,600.00	0.00	0.00
Court - Detention	266.85	160.00	500.00	250.00	0.00	(500.00)	(250.00)

Court - Attorney	24,383.89	33,360.22	35,000.00	25,000.00	25,000.00	(10,000.00)	0.00
TOTAL	82,083.68	92,496.36	102,468.27	94,253.55	95,272.82	(7,195.45)	1,019.27
Change	(5,788.80)	10,412.68	9,971.91	(8,214.72)			

The Hobart/Lawrence Municipal Court is a joint venture between the Village of Hobart and the Town of Lawrence. Under Section 755 of the Wisconsin Statutes, the Municipal Court has exclusive jurisdiction over allegations of ordinance or traffic violations brought by the Village of Hobart or the Town of Lawrence. The current Municipal Judge is Gregg Schreiber. The current Municipal Court Clerk is Amanda Wangerin. The Board approved an increase in the salary for the judge in 2024 to align more closely to neighboring courts (2025 - \$9,400; 2026 - \$10,400; 2027 - \$11,400).

General Legal Expenses							
Fund Account	2022	2023	Original 2024	Amended 2024	Budget 2025	Chg from Orig 2024	Chg from Amend 2024
General Legal Expenses	76,237.04	103,257.11	100,000.00	175,000.00	140,000.00	40,000.00	(35,000.00)
TOTAL	76,237.04	103,257.11	100,000.00	175,000.00	140,000.00	40,000.00	(35,000.00)
Change	(60,377.24)	27,020.07	(3,257.11)	75,000.00			

The Village Attorney is Frank Kowalkowski, with the firm of von Briesen & Roper, s.c. He has an extensive Native American Law practice representing municipalities, counties, state governments, businesses and individuals relative to fee to trust applications, reservation boundary disputes, jurisdictional disputes, land use issues, mining operations, tribal permitting, tribal taxation, tribal business licenses, contracting with Native American Tribes, tribal jurisdiction over non-tribal members, on and off reservation hunting and fishing rights, EPA regulations, and tribal policing authority. Frank has a significant appellate practice and has represented clients before the 7th Circuit Court of Appeals, the U.S. Supreme Court, the Wisconsin Court of Appeals and the Wisconsin Supreme Court.

Village Administrator							
Fund Account	2022	2023	Original 2024	Amended 2024	Budget 2025	Chg from Orig 2024	Chg from Amend 2024
Salary/Wage	39,474.49	47,646.21	44,905.00	44,905.00	47,150.25	2,245.25	2,245.25
WRS	2,616.46	3,176.85	3,098.45	3,098.45	3,276.94	178.49	178.49
FICA/Medicare	2,880.01	3,355.59	3,435.23	3,435.23	3,607.00	171.77	171.77
Fringe Benefits	7,683.14	10,399.82	11,194.11	11,194.11	12,787.45	1,593.34	1,593.34
Supplies	500.00	241.86	500.00	500.00	500.00	0.00	0.00
Educ/Conf/Travel	372.31	253.76	500.00	500.00	500.00	0.00	0.00
TOTAL	53,526.41	65,074.09	63,632.79	63,632.79	67,821.64	4,188.85	4,188.85
Change	(9,577.25)	11,547.68	(1,441.30)	0.00			

The Administrator serves as the chief administrative officer for the daily operations of the Village and reports directly to the Village Board of Trustees. This is a full-time, salaried position appointed by the Village Board. He/she serves the Board in the development and implementation of its legislative policies. The Administrator shall manage, analyze, direct, supervise, evaluate, be responsible for and coordinate all departments, divisions, and services of Village Government and of all officers and employees thereof which are under the control and jurisdiction of the Village Board as provided by law, and to make recommendations respecting the same to the Board. Aaron Kramer has served as the Village Administrator for Hobart since March 2017, after serving as City Administrator in Prairie du Chien (2010-17). Prior to that, he served as the Mayor of Ripon, WI (2003-2010).

Economic Development							
Fund Account	2022	2023	Original 2024	Amended 2024	Budget 2025	Chg from Orig 2024	Chg from Amend 2024
Marketing Supplies	3,197.51	5,283.49	6,000.00	6,000.00	5,500.00	(500.00)	(500.00)
Plan and Engineer	21,949.75	4,567.64	10,000.00	5,000.00	7,500.00	(2,500.00)	2,500.00
Hobart Press Subscript	16,821.75	0.00	0.00	0.00	0.00	0.00	0.00
TOTAL	41,969.01	9,851.13	16,000.00	11,000.00	13,000.00	(3,000.00)	2,000.00
Change	14,892.27	(32,117.88)	6,148.87	(5,000.00)			

Most of the expenses are for planning and engineering costs related to the general operations, as well as any municipal advertising, promotion or sponsorship.

Village Clerk-Treasurer							
Fund Account	2022	2023	Original 2024	Amended 2024	Budget 2025	Chg from Orig 2024	Chg from Amend 2024
Salary/Wage	82,016.16	78,754.80	111,888.50	111,888.50	133,359.16	21,470.66	21,470.66
WRS	5,341.52	4,712.73	6,672.44	6,672.44	8,162.64	1,490.20	1,490.20

FICA/Medicare	7,320.16	5,777.66	8,559.47	8,559.47	10,201.98	1,642.51	1,642.51
Fringe Benefits	23,861.85	5,092.27	3,780.00	3,780.00	6,125.88	2,345.88	2,345.88
Supplies	0.00	10,128.18	9,000.00	9,000.00	9,000.00	0.00	0.00
Legal Ads	1,732.61	3,056.52	2,500.00	2,500.00	2,500.00	0.00	0.00
Educ/Conf/Travel	1,642.83	1,331.71	1,500.00	1,500.00	5,000.00	3,500.00	3,500.00
Outside Services	0.00	19,654.23	14,000.00	14,000.00	14,000.00	0.00	0.00
TOTAL	121,915.13	128,508.10	157,900.41	157,900.41	188,349.66	30,449.25	30,449.25
Change	36,814.33	6,592.97	29,392.31	0.00			

The Village Clerk and Village Treasurer work under the direction of the Village Administrator to carry out the day-to-day administrative tasks associated with municipal government. The position of Village Clerk-Treasurer was divided into two separate positions in 2023. The Clerk's department has the following responsibilities: elections administration; records retention and management; serving as secretary at public meetings; fulfilling requests for information; administering oaths of office and serving as a notary public. The Treasurer's department has the following responsibilities: monitoring Village finances and investments; monitoring tax assessments and special charges; managing the Village's financial matters and responsibilities, as well as debt service.

General Office							
Fund Account	2022	2023	Original 2024	Amended 2024	Budget 2025	Chg from Orig 2024	Chg from Amend 2024
Unemployment	0.00	3,169.36	0.00	5,184.95	0.00	0.00	(5,184.95)
Gen Office Supply	17,737.38	12,967.13	17,500.00	14,750.00	15,000.00	(2,500.00)	250.00
All Phones	16,997.40	8,574.90	15,000.00	6,500.00	7,500.00	(7,500.00)	1,000.00
Info Tech-Internet	8,477.98	7,736.43	9,000.00	8,000.00	8,250.00	(750.00)	250.00
Info Tech-Comp Support	14,875.20	19,556.10	20,000.00	56,000.00	25,000.00	5,000.00	(31,000.00)
GIS Maintenance	26,948.50	0.00	0.00	0.00	0.00	0.00	0.00
TOTAL	85,036.46	52,003.92	61,500.00	90,434.95	55,750.00	(5,750.00)	(34,684.95)
Change	34,897.11	(33,032.54)	9,496.08	28,934.95			

Most of the operational costs of the Village office are assigned to this category, such as technology, phone system and general office supplies.

Tribal Affairs							
Fund Account	2022	2023	Original 2024	Amended 2024	Budget 2025	Chg from Orig 2024	Chg from Amend 2024
Outside Services	13,000.00	11,000.00	12,000.00	12,000.00	0.00	(12,000.00)	(12,000.00)
TOTAL	13,000.00	11,000.00	12,000.00	12,000.00	0.00	(12,000.00)	(12,000.00)
Change	1,837.75	(2,000.00)	1,000.00	0.00			

The work is being transitioned to an as-needed, individual project basis versus a retainer-based system.

Elections							
Fund Account	2022	2023	Original 2024	Amended 2024	Budget 2025	Chg from Orig 2024	Chg from Amend 2024
Poll workers Wage	7,887.22	4,123.62	8,500.00	12,500.00	3,000.00	(5,500.00)	(9,500.00)
FICA/Medicare	0.00	0.00	0.00	0.00	100.00	100.00	100.00
Supplies	13,427.96	10,829.91	10,000.00	15,000.00	5,000.00	(5,000.00)	(10,000.00)
Educ/Conf/Travel	0.00	63.25	250.00	400.00	500.00	250.00	100.00
TOTAL	21,315.18	15,016.78	18,750.00	27,900.00	8,600.00	(10,150.00)	(19,300.00)
Change	14,995.09	(6,298.40)	3,733.22	9,150.00			

The main election in 2025 will be the Spring General Election (April).

Audit							
Fund Account	2022	2023	Original 2024	Amended 2024	Budget 2025	Chg from Orig 2024	Chg from Amend 2024
Audit	(3,365.37)	10,158.35	11,000.00	10,000.00	12,000.00	1,000.00	2,000.00
TOTAL	(3,365.37)	10,158.35	11,000.00	10,000.00	12,000.00	1,000.00	2,000.00
Change	(12,002.37)	13,523.72	841.65	(1,000.00)			

The Village undergoes an audit each year.

Treasurer							
Fund Account	2022	2023	Original 2024	Amended 2024	Budget 2025	Chg from Orig 2024	Chg from Amend 2024
Wage/Salary	0.00	0.00	0.00	0.00	0.00	0.00	0.00
WRS	0.00	0.00	0.00	0.00	0.00	0.00	0.00
FICA/Medicare	0.00	0.00	0.00	0.00	0.00	0.00	0.00
Fringe Benefit	0.00	0.00	0.00	0.00	0.00	0.00	0.00
Supplies	10,037.96	0.00	0.00	0.00	0.00	0.00	0.00
Education/Conf/Travel	0.00	0.00	0.00	0.00	0.00	0.00	0.00
Outside Services	17,571.46	0.00	0.00	0.00	0.00	0.00	0.00
TOTAL	27,609.42	0.00	0.00	0.00	0.00	0.00	0.00
Change	(16,444.11)	(27,609.42)	0.00	0.00			

The expenses in this account have been merged into the Village Clerk-Treasurer account (above).

Assessor							
Fund Account	2022	2023	Original 2024	Amended 2024	Budget 2025	Chg from Orig 2024	Chg from Amend 2024
Outside Services	38,420.77	41,774.87	39,000.00	39,000.00	39,000.00	0.00	0.00
TOTAL	38,420.77	41,774.87	39,000.00	39,000.00	39,000.00	0.00	0.00
Change	(671.97)	3,354.10	(2,774.87)	0.00			

The Village's assessor is Fair Market Assessments (Green Bay) - <http://www.assessordata.net/>.

Building/Plant							
Fund Account	2022	2023	Original 2024	Amended 2024	Budget 2025	Chg from Orig 2024	Chg from Amend 2024
Wage	8,120.44	1,199.41	0.00	0.00	0.00	0.00	0.00
WRS	238.85	32.86	0.00	0.00	0.00	0.00	0.00
FICA/Medicare	312.17	0.00	0.00	0.00	0.00	0.00	0.00
Fringe Benefits	2,210.35	4,124.39	2,000.00	2,000.00	2,000.00	0.00	0.00
Supplies	0.00	6,052.00	13,000.00	15,000.00	17,500.00	4,500.00	2,500.00
Maintenance	5,530.28	6,430.07	8,000.00	8,000.00	8,500.00	500.00	500.00
Utilities	26,730.64	35,295.03	37,500.00	35,000.00	36,000.00	(1,500.00)	1,000.00
TOTAL	43,142.73	53,133.76	60,500.00	60,000.00	64,000.00	3,500.00	4,000.00
Change	14,836.61	9,991.03	7,366.24	(500.00)			

Tax Adjustments							
Fund Account	2022	2023	Original 2024	Amended 2024	Budget 2025	Chg from Orig 2024	Chg from Amend 2024
Tax Adjustments	(1,376.28)	5,877.13	1,000.00	0.00	0.00	(1,000.00)	0.00
TOTAL	(1,376.28)	5,877.13	1,000.00	0.00	0.00	(1,000.00)	0.00
Change	(4,880.82)	7,253.41	(4,877.13)	(1,000.00)			

Insurance							
Fund Account	2022	2023	Original 2024	Amended 2024	Budget 2025	Chg from Orig 2024	Chg from Amend 2024
Work Comp	2,282.79	3,827.81	4,210.00	3,725.41	4,000.00	(210.00)	274.59
Liability	8,505.09	9,000.00	9,900.00	9,600.00	10,000.00	100.00	400.00
Property	0.00	2,944.00	3,238.00	4,117.96	4,250.00	1,012.00	132.04
Auto	412.09	474.00	521.00	3,028.00	3,250.00	2,729.00	222.00
Health Reimbursement	12,298.06	7,501.42	14,500.00	10,000.00	7,500.00	(7,000.00)	(2,500.00)
Life Insurance	838.39	945.83	990.00	779.70	825.00	(165.00)	45.30
TOTAL	24,336.42	24,693.06	33,359.00	31,251.07	29,825.00	(3,534.00)	(1,426.07)
Change	(27,577.36)	356.64	8,665.94	(2,107.93)			

FUND 51 TOTAL	678,678.18	667,400.57	728,161.39	822,549.03	764,161.12	35,999.73	(58,387.91)
Change	(19,606.39)	(11,277.61)	60,760.82	94,387.64			

FUND 44 TOTAL	456,289.37	453,569.88	470,935.52	491,383.51	515,209.00	44,273.48	23,825.49
Change	40,384.59	(2,719.49)	17,365.64	20,447.99			

The Hobart Fire Department is an all-volunteer department serving the Village's 33 square miles and a population of over 10,000. There are two fire stations. Station I is located on the corner of S. Pine Tree Road and Florist; Station II is located on Country Court off N. Overland Road. The Fire Department responds to over 150 calls a year, some of the calls are structure fires, car accidents, extrication, carbon monoxide checks, search and rescue, and wild land/brush fires. The fire department is also responsible for the semi-annual fire inspections for commercial businesses, issuance of burning and fireworks permits, and public fire education events. The Hobart firefighters regularly meet two times a month for a business meeting and a training meeting. Several other training opportunities and public education events are held throughout the year. The Hobart fire department is led by the Fire Chief (Jerry Lancelle) who is assisted by an Assistant Chief of Training, Assistant Chief of Safety, Captain of Maintenance, Captain of Administration, and the Firefighters. Hobart firefighters are all trained to a minimum of State level Firefighter 1 Certification. Many of our firefighters continue their training to be certified in other areas of expertise, including firefighter II, Engine operator, Haz-mat, Extraction, Instructor, Fire Inspector, and Safety to name a few. Training is paid for by the Village, State or Federal Government. In 2023, the Village replaced the station on South Pine Tree Road with a new facility.

Ambulance-First Responders							
Fund Account	2022	2023	Original 2024	Amended 2024	Budget 2025	Chg from Orig 2024	Chg from Amend 2024
Ambulance	126,671.27	136,400.00	126,230.00	126,230.00	132,581.50	6,351.50	6,351.50
TOTAL	126,671.27	136,400.00	126,230.00	126,230.00	132,581.50	6,351.50	6,351.50
Change	36,676.55	9,728.73	(10,170.00)	0.00			

The ambulance charges are based on a contract with County Rescue, which will be in effect through 2040. Starting in 2024, County Rescue also has an ambulance located in the new fire station.

Planning-Code Compliance							
Fund Account	2022	2023	Original 2024	Amended 2024	Budget 2025	Chg from Orig 2024	Chg from Amend 2024
Salary/Wage	69,917.66	73,753.84	76,946.54	76,946.54	80,404.48	3,457.94	3,457.94
WRS	4,633.80	5,080.14	5,232.37	5,232.37	5,588.11	355.74	355.74
FICA/Medicare	5,060.64	5,284.76	5,886.42	5,886.42	6,150.94	264.52	264.52
Fringe Benefits	17,437.12	24,356.15	26,711.23	26,711.23	29,108.45	2,397.22	2,397.22
Supplies	1,728.53	428.35	7,000.00	7,000.00	7,500.00	500.00	500.00
Educ/Conf/Travel	775.00	730.00	1,000.00	1,000.00	750.00	(250.00)	(250.00)
Inspection Services	0.00	5,435.00	6,374.00	6,374.00	7,000.00	626.00	626.00
Fuel	736.05	562.67	1,000.00	1,000.00	750.00	(250.00)	(250.00)
Vehicle Maintenance	733.48	1,220.78	500.00	750.00	500.00	0.00	(250.00)
TOTAL	101,022.28	116,851.69	130,650.56	130,900.56	137,751.98	7,101.42	6,851.42
Change	6,713.59	15,829.41	13,798.87	250.00			

Todd Gerbers is the current Director of Planning & Code Compliance.

FUND 52 TOTAL	2,427,690.39	2,705,866.02	2,884,767.95	2,801,894.77	3,083,498.83	198,730.88	281,604.06
Change	344,790.57	278,175.63	178,901.93	(82,873.18)			

GENERAL FUND – EXPENDITURES – Public Works (Fund 53)

Public Works Department							
Fund Account	2022	2023	Original 2024	Amended 2024	Budget 2025	Chg from Orig 2024	Chg from Amend 2024
Overtime	12,160.48	21,064.78	20,000.00	20,000.00	20,000.00	0.00	0.00
Admin Salary/Wage	7,648.47	23,345.66	24,050.00	24,050.00	25,131.60	1,081.60	1,081.60
Labor Salary/Wage	118,696.17	104,756.33	111,712.40	100,000.00	93,606.40	(18,106.00)	(6,393.60)
Part Time Season	16,386.71	32,330.82	32,000.00	32,000.00	16,000.00	(16,000.00)	(16,000.00)
Admin WRS	2,468.91	1,587.31	1,635.40	1,635.40	1,746.65	111.25	111.25
Labor WRS	10,183.09	8,399.18	7,596.44	7,000.00	7,500.00	(96.44)	500.00
Admin FICA/Medicare	2,789.54	1,700.82	1,839.83	1,839.83	1,922.57	82.74	82.74
Labor FICA/Medicare	14,236.46	12,221.82	11,900.00	11,500.00	12,000.00	100.00	500.00

Admin Fringe Benefits	9,975.61	6,605.35	7,367.12	7,367.12	8,042.63	675.51	675.51
Labor Fringe Benefits	30,459.96	18,122.03	17,397.51	19,500.00	14,961.99	(2,435.52)	(4,538.01)
Supplies	11,458.30	9,323.21	9,000.00	9,000.00	10,000.00	1,000.00	1,000.00
Phone and Tech Support	0.00	989.60	1,000.00	1,900.00	14,000.00	13,000.00	12,100.00
Educ/Conf/Travel	671.65	957.59	800.00	800.00	900.00	100.00	100.00
New Equipment	3,222.53	1,993.45	2,500.00	3,000.00	3,000.00	500.00	0.00
Fuel	14,312.41	13,320.74	20,000.00	20,000.00	20,000.00	0.00	0.00
Vehicle Maintenance	16,814.33	14,097.22	12,000.00	12,000.00	13,000.00	1,000.00	1,000.00
Workers Compensation	9,892.09	10,000.00	11,000.00	9,733.85	10,000.00	(1,000.00)	266.15
Liability Insurance	858.51	900.00	990.00	690.00	725.00	(265.00)	35.00
Property Insurance	0.00	1,955.00	2,100.00	2,807.70	3,000.00	900.00	192.30
Auto Insurance	3,228.02	3,500.00	3,850.00	3,550.00	4,000.00	150.00	450.00
Equipment Repair	10,418.15	8,469.63	8,000.00	8,000.00	9,000.00	1,000.00	1,000.00
Snow Removal	41.93	0.00	400.00	400.00	500.00	100.00	100.00
Stone	5,838.79	14,545.84	20,000.00	20,000.00	17,500.00	(2,500.00)	(2,500.00)
Sign Repair/Replace	5,758.40	20,906.27	30,000.00	30,000.00	25,000.00	(5,000.00)	(5,000.00)
Repair/Prevent Maint	15,532.77	28,516.20	60,000.00	60,000.00	50,000.00	(10,000.00)	(10,000.00)
Tree Removal/Maint	0.00	0.00	0.00	0.00	20,000.00	20,000.00	20,000.00
Salt/Sand	46,048.05	61,432.58	69,615.00	47,075.14	48,264.00	(21,351.00)	1,188.86
ROW Maint/Yard Waste	14,484.00	9,406.76	25,000.00	25,000.00	20,000.00	(5,000.00)	(5,000.00)
Equip/Lab/Bridge Match	0.00	0.00	0.00	0.00	0.00	0.00	0.00
Streetlights	92,855.98	99,545.26	95,000.00	95,000.00	100,000.00	5,000.00	5,000.00
Garbage/Recycling	302,978.39	300,863.97	300,000.00	0.00	0.00	(300,000.00)	0.00
Landfill Tipping Fees	53,190.82	110,844.50	90,000.00	0.00	0.00	(90,000.00)	0.00
Collect Events/Prog	700.00	3,175.00	1,000.00	0.00	0.00	(1,000.00)	0.00
FUND 53 TOTAL	833,310.52	944,876.92	997,753.70	573,849.04	569,800.84	(427,952.86)	(4,048.20)
Change	46,162.85	111,566.40	52,876.78	(423,904.66)			

GENERAL FUND – EXPENDITURES – Constable Services (Fund 54)

Humane Officer							
Fund Account	2022	2023	Original 2024	Amended 2024	Budget 2025	Chg from Orig 2024	Chg from Amend 2024
Humane Society	2,090.00	1,291.41	2,000.00	5,000.00	3,500.00	1,500.00	(1,500.00)
FUND 54 TOTAL	2,090.00	1,291.41	2,000.00	5,000.00	3,500.00	1,500.00	(1,500.00)
Change	(540.50)	(798.59)	708.59	3,000.00			

The Village of Hobart contracts with the Village of Howard [Citizen Animal Response Team \(CART\)](#). The CART Team handles stray (found) pets, works to reunite lost pets, handles complaints, assists with injured and nuisance wildlife, and advocates for the humane treatment of all animals in our community. The CART Team is staffed by a group of paid on-call citizen volunteers who respond to calls after hours and on weekends.

GENERAL FUND – EXPENDITURES – Park and Recreation (Fund 55)

Park and Recreation							
Fund Account	2022	2023	Original 2024	Amended 2024	Budget 2025	Chg from Orig 2024	Chg from Amend 2024
Supplies	892.21	0.00	0.00	0.00	0.00	0.00	0.00
Site Maintenance	2,181.75	0.00	0.00	0.00	0.00	0.00	0.00
Tree Treatment/Planting	(400.00)	0.00	0.00	0.00	0.00	0.00	0.00
TOTAL	2,673.96	0.00	0.00	0.00	0.00	0.00	0.00
Change	(6,289.74)	(2,673.96)					
Parkland Development							
Parkland Development	0.00	0.00	0.00	0.00	0.00	0.00	0.00
FUND 55 TOTAL	2,673.96	0.00	0.00	0.00	0.00	0.00	0.00
Change	(6,289.74)	(2,673.96)	0.00				

Park and Recreation expenses were moved to a new segregated fund (Fund 10) in 2023.

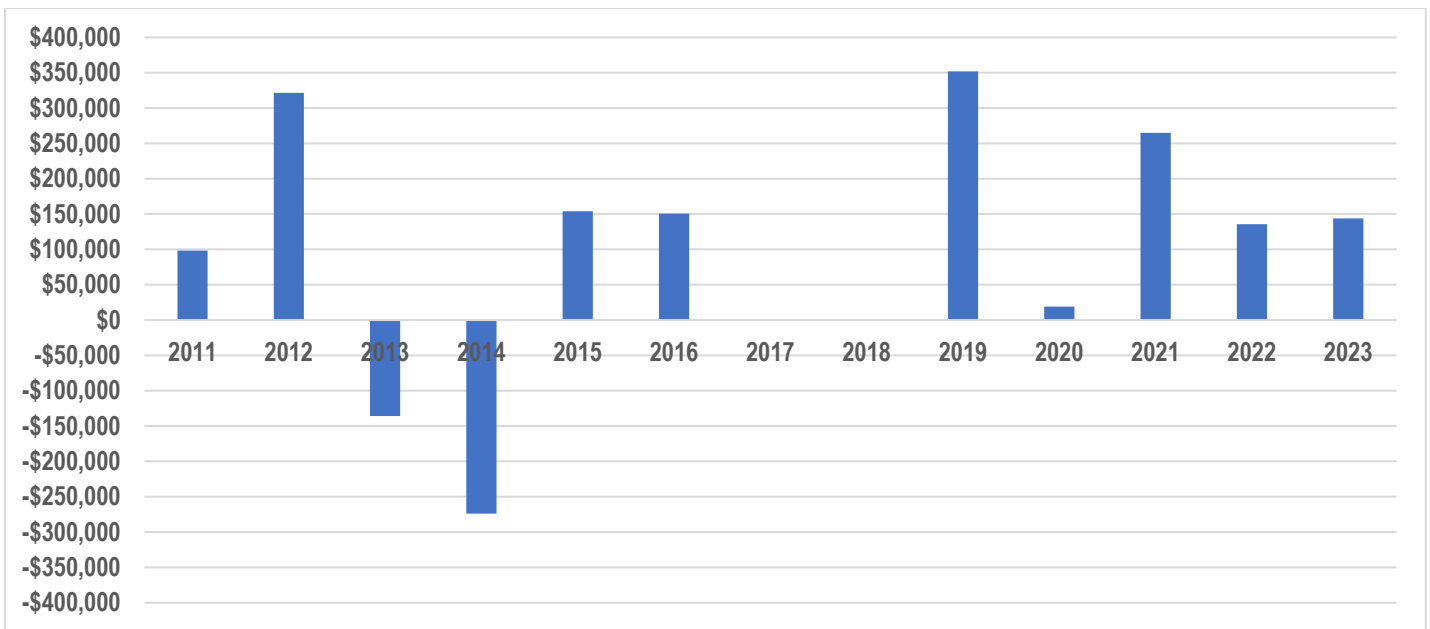
GENERAL FUND – EXPENDITURES – Planning and Development (Fund 56)

Planning and Development							
Fund Account	2022	2023	Original 2024	Amended 2024	Budget 2025	Chg from Orig 2024	Chg from Amend 2024
Plan & Zoning-Meetings	1,275.00	1,075.00	1,000.00	1,000.00	1,000.00	0.00	0.00
Site Review Meetings	425.00	475.00	500.00	500.00	500.00	0.00	0.00
FUND 56 TOTAL	1,700.00	1,550.00	1,500.00	1,500.00	1,500.00	0.00	0.00
Change	375.00	(150.00)	(50.00)	0.00			

GENERAL FUND – EXPENDITURES – Other Financing Uses (Fund 59)

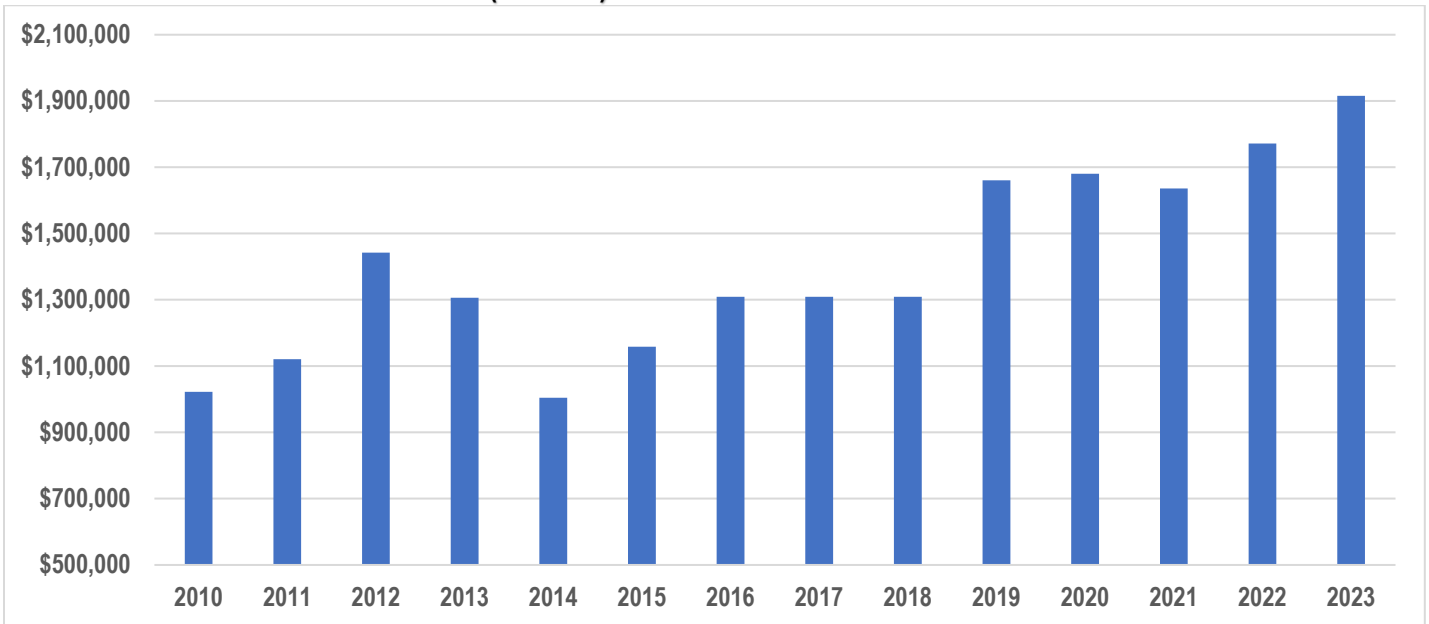
Other Financing Uses							
Fund Account	2022	2023	Original 2024	Amended 2024	Budget 2025	Chg from Orig 2024	Chg from Amend 2024
Contingency	51,657.48	84,960.58	150,000.00	130,120.19	100,000.00	(50,000.00)	(30,120.19)
FUND 59 TOTAL	51,657.48	84,960.58	150,000.00	130,120.19	100,000.00	(50,000.00)	(30,120.19)
Change	31,968.48	33,303.10	65,039.42	(19,879.81)			

GENERAL FUND BUDGET HISTORY (2011-2023)



General Fund Budget Results (2011-2022)			
YEAR	Expenses	Revenues	Surplus (Deficit)
2023	\$4,549,685.25	\$4,405,945.50	\$143,739.75
2022	4,155,573.22	4,019,886.74	135,686.48
2021	3,865,747.33	3,600,940.26	264,807.07
2020	3,756,289.79	3,727,288.02	19,001.77
2019	3,766,047.91	3,414,260.45	351,786.46
2018	3,651,358.46	3,651,357.93	0.53
2017	3,529,549.62	3,529,659.82	(110.20)
2016	3,185,802.45	3,035,370.34	150,432.11
2015	3,022,749.00	2,868,752.58	153,996.42
2014	2,808,297.13	3,082,337.49	(274,040.36)
2013	2,926,131.36	3,062,047.43	(135,916.07)
2012	2,822,351.40	2,500,868.24	321,483.16
2011	2,638,631.77	2,540,506.85	98,124.92

CASH BALANCE (Reserve) AT END OF FISCAL YEAR – GENERAL FUND



YEAR	Undesignated Reserve	Park Development Fund (Reserved)	Memorial Brick Fund (Reserved)	Delinquent Tax/Specials (Reserved)	GIS (Restricted)	TOTAL RESERVE
2023	\$1,917,444	0	0	0	\$4,682	\$1,915,274
2022	1,761,091	0	0	0	10,442	1,771,533
2021	1,625,404	0	0	0	10,442	1,635,846
2020	1,366,393	303,692	5,286	0	4,682	1,680,053
2019	1,364,777	290,492	5,286	0	0	1,660,554
2018	1,012,990	290,492	5,286	0	0	1,308,768
2017	1,061,928	241,507	5,333	0	0	1,308,767
2016	1,111,023	192,522	5,333	0	0	1,308,878
2015	1,015,691	137,422	5,333	0	0	1,158,446
2014	867,732	133,720	5,333	(2,336)	0	1,004,449
2013	1,176,864	96,232	5,393	27,747	0	1,306,235
2012	1,310,442	102,824	5,340	23,515	0	1,422,151
2011	822,227	48,365	5,864	244,212	0	1,120,668
2010	787,263	0	0	234,966	0	1,022,258

The General Fund posted a "real" surplus of \$264,807.07 in FY2021. In the audit, a budget deficit of \$44,207 is reported. The "deficit" was created by the transfer of \$308,978 out of the General Fund reserve funds to the Park and Recreation Fund, which was created in 2021 to move that section of the General Fund into a segregated stand-alone fund.

DEBT SERVICE (Fund 05)

The General Fund Debt payments will increase by \$129,484.03 in FY2025 to \$1.020 million (\$730,000 principal, \$290,976.25 interest). The Debt Service Fund will draw down the Debt Reserve Fund and the General Reserve Fund to reduce the need for additional property tax revenue to pay the entire increase in debt service.

- **DEBT RESERVE:** The debt reserve has a balance of \$673,555 as of January 1st 2024. \$103,725.51 was applied to the FY2024 Debt Service budget – the proposed FY2025 budget will include \$238,736.43 being applied from the reserve. This will result in a projected balance of \$331,093.06 in the debt service reserve.
- **GENERAL FUND RESERVE:** Under Policy 2023-01, "the Village shall maintain the following minimum General Unassigned Fund Reserve Balances ("the General Fund Balance"): 2023 - \$1,300,000; 2024 - \$1,325,000; 2025 - \$1,350,000." With the unreserved fund balance of \$1,915,272.74 as of January 1st 2024, this equates to \$590,272.74 more than our current policy requires, which will be applied to the payment of the 2023 Fire Station Bond (\$168,396.71). The reserve will be drawn down another \$105,000 in the proposed FY2025 budget. This will result in a projected balance of \$1,641,876.03 which is \$291,876.03 more than Village policy requires in 2025.

Overall, the Village will make a record \$6,225,562.49 in debt payments in 2025, paying off \$4,702,211.05 in principal – TID #1 (\$2,678,490.79), TID #2 (\$1,737,955.46), General Fund (\$1,020,976.25), Sewer Fund (\$395,560.99), Water Fund (\$366,329) and Storm Water (\$26,250).

Revenues							
Fund Account	2022	2023	Original 2024	Amended 2024	Budget 2025	Chg from Orig 2024	Chg from Amend 2024
Taxes (Fund 41)							
General Property Tax	614,014.44	950,370.00	619,370.00	619,370.00	662,089.82	42,719.82	42,719.82
Room Tax	0.00	0.00	0.00	150.00	150.00	150.00	0.00
Intergovernmental Revenue (Fund 43)							
Stadium Tax Refund	107.22	3,192.20	0.00	0.00	0.00	0.00	0.00
Miscellaneous Revenue (Fund 48)							
Interest on Accounts	0.00	6,586.44	0.00	17,000.00	15,000.00	15,000.00	(2,000.00)
Other Funding Sources (Fund 49)							
Transfer from Gen Fund	0.00	0.00	168,396.71	168,396.71	105,000.00	(63,396.71)	(63,396.71)
Transfer from Debt Serv	0.00	0.00	103,725.51	86,575.53	238,736.43	135,010.92	152,160.90
Bond Premium	0.00	167,008.35	0.00	0.00	0.00	0.00	0.00
TOTAL REVENUE	614,121.66	1,127,156.99	891,492.22	891,492.24	1,020,976.25	129,484.03	129,484.01
Change	(89,727.57)	513,035.33	(235,664.77)	0.02			

Expenditures							
Fund Account	2022	2023	Original 2024	Amended 2024	Budget 2025	Chg from Orig 2024	Chg from Amend 2024
6450000-2013 Principal	445,000.00	460,000.00	475,000.00	475,000.00	555,000.00	80,000.00	80,000.00
6450000-2013 Interest	137,795.00	124,220.00	109,720.00	109,720.00	93,101.25	(16,618.75)	(16,618.75)
2965000-2020 Principal	0.00	0.00	0.00	0.00	75,000.00	75,000.00	75,000.00
2965000-2020 Interest	4,250.00	4,250.00	4,250.00	4,250.00	3,875.00	(375.00)	(375.00)
4425000-2021 Principal	25,000.00	30,000.00	30,000.00	30,000.00	0.00	(30,000.00)	(30,000.00)
4425000-2021 Interest	1,969.44	900.00	300.00	300.00	0.00	(300.00)	(300.00)
4900000-2023 Principal	0.00	0.00	0.00	0.00	100,000.00	100,000.00	100,000.00
4900000-2023 Interest	0.00	0.00	272,222.22	272,222.24	194,000.00	(78,222.22)	(78,222.24)
TOTAL EXPENDITURES	614,014.44	619,370.00	891,492.22	891,492.24	1,020,976.25	129,484.03	107,706.25
Change	(1,938.81)	5,355.56	272,122.22	0.02			

NET	107.22	507,786.99	0.00	0.00	0.00		
------------	---------------	-------------------	-------------	-------------	-------------	--	--

Existing General Fund Debt

Debt Issue	Issuance	Interest Rate	Final Year of Payments	Principal Remaining (as of January 1 st 2025)
Taxable General Obligation Refunding Bonds	4-5-13	2.500-3.700%	3-1-29	\$2,970,000
General Obligation Corporate Purpose Bonds, Series 2020	7-14-20	1.000-2.000%	* 3-31-35	385,000
General Obligation Note, Series 2023B	3-21-23	4.00%	3-1-43	4,900,000
TOTAL				\$8,255,000

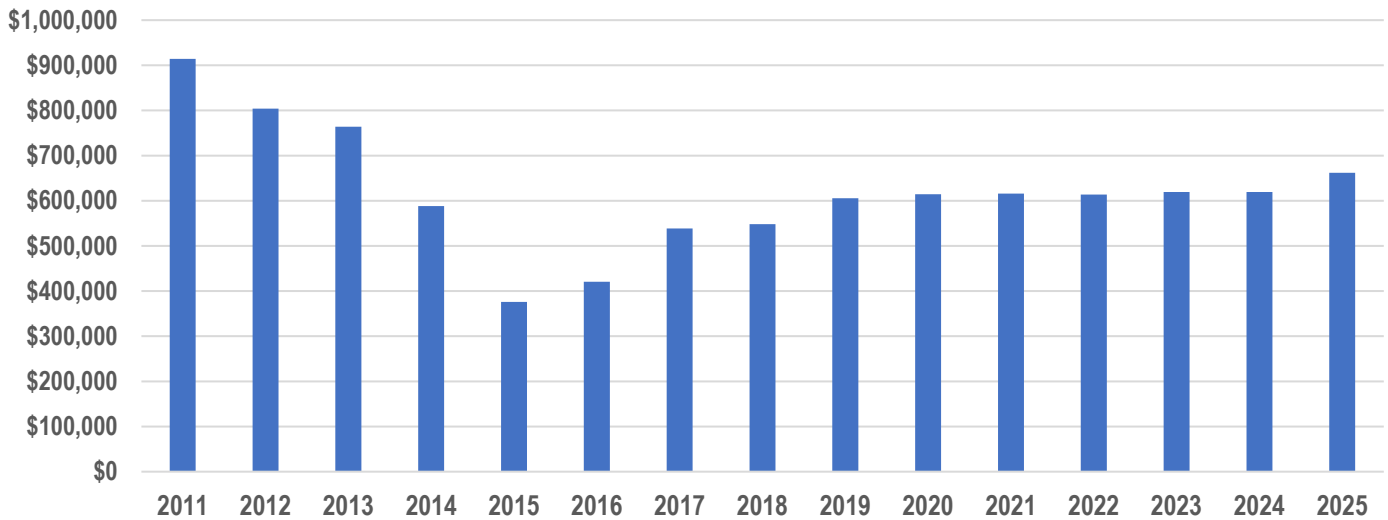
* - Last payment from General Fund scheduled for 2029

CASH BALANCE (Reserve) AT END OF FISCAL YEAR – DEBT SERVICE

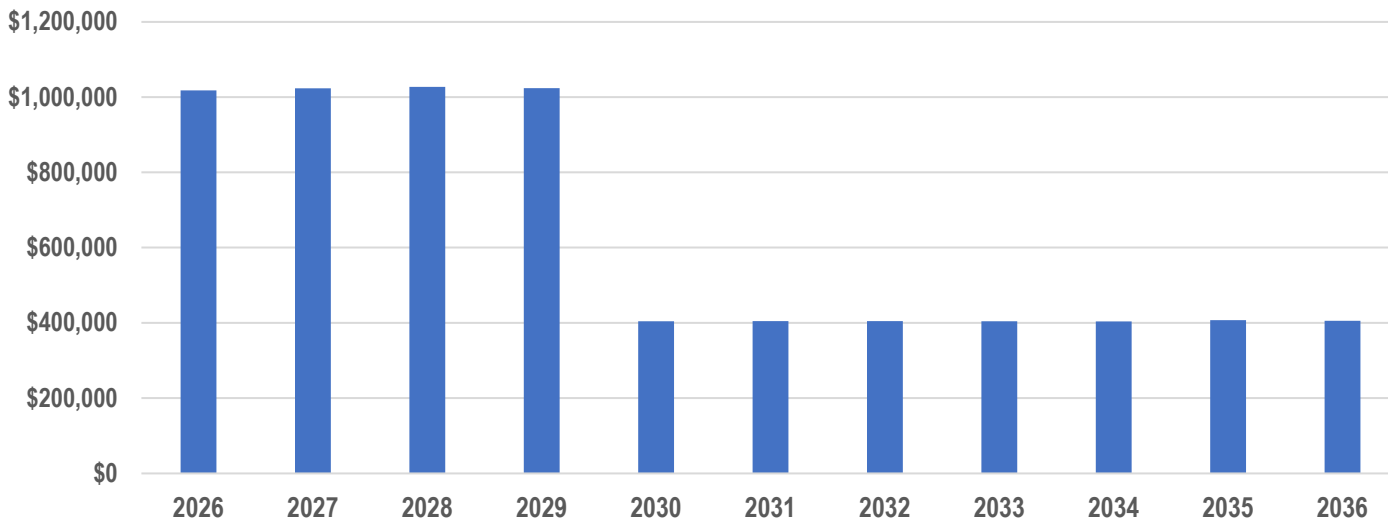
YEAR	Cash Balance	YEAR	Cash Balance	YEAR	Cash Balance
2023	\$673,555	2018	\$161,701	2013	\$0
2022	165,768	2017	176,916	2012	0
2021	165,661	2016	237,069	2011	0
2020	164,444	2015	406,658	2010	0
2019	161,701	2014	0		

The following chart shows the growth of the debt service component of the overall property tax levy:

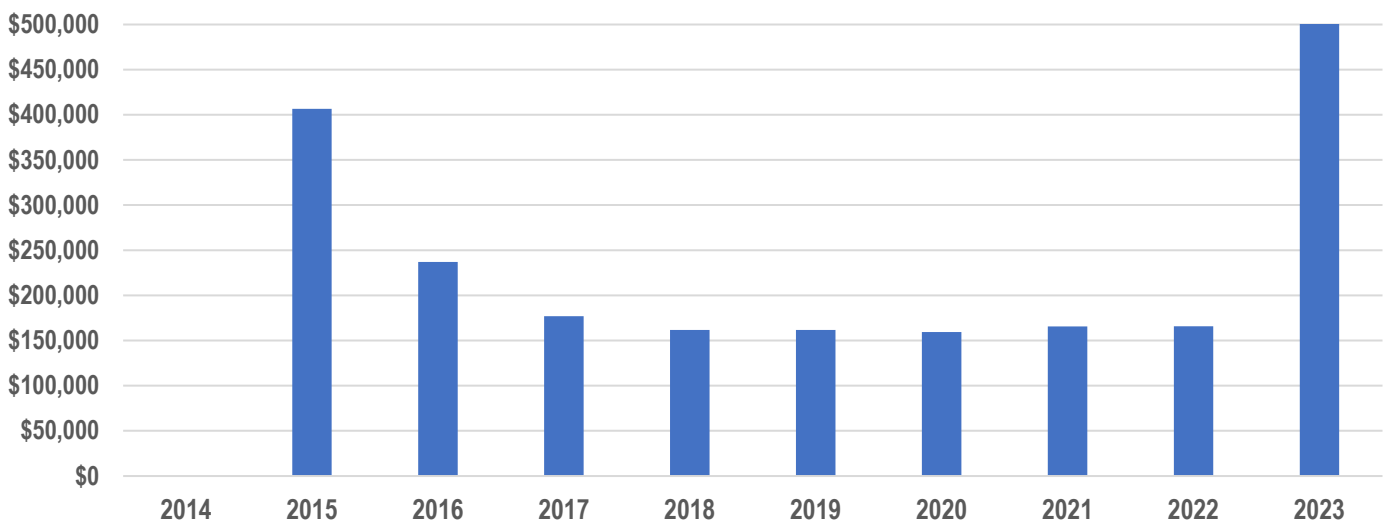
OVERALL DEBT SERVICE - PROPERTY TAX LEVY (2011-2025)



HOBART GENERAL FUND - FUTURE DEBT PAYMENTS (2026-2036)



DEBT SERVICE - END-OF-YEAR CASH BALANCE (2014-2023)



CAPITAL PROJECTS (Fund 04)

Revenues							
Fund Account	2022	2023	Original 2024	Amended 2024	Budget 2025	Chg from Orig 2024	Chg from Amend 2024
Taxes (Fund 41)							
General Property Tax	523,658.73	466,908.00	777,560.00	777,560.00	842,655.00	65,095.00	65,095.00
Special Assessment (Fund 42)							
Special Assessment Rev	351,000.00	0.00	0.00	0.00	0.00	0.00	0.00
Intergovernmental Revenue (Fund 43)							
Brown Cty Bridge Match	0.00	0.00	0.00	0.00	100,000.00	100,000.00	100,000.00
Licenses and Permits (Fund 44)							
Reimbursements	52,504.87	37,833.44	61,697.00	61,697.00	85,880.50	24,183.50	24,183.50
Miscellaneous Revenues (Fund 48)							
Interest on Accounts	0.00	130,875.01	50,000.00	33,000.00	0.00	(50,000.00)	0.00
Other Funding Sources (Fund 49)							
Trans from Storm Water	0.00	0.00	192,758.00	192,758.00	144,398.00	(48,360.00)	(48,360.00)
Trans from ARPA	0.00	0.00	17,697.00	17,697.00	19,552.50	1,855.50	1,855.50
Bond Proceeds	0.00	4,900,000.00	0.00	0.00	0.00	0.00	0.00
Bond Premium	0.00	54,292.00	0.00	0.00	0.00	0.00	0.00
Gain on Sale of Capital	0.00	12,600.00	0.00	0.00	0.00	0.00	0.00
TOTAL REVENUE	927,163.60	5,602,508.45	1,099,712.00	1,082,712.00	1,192,486.00	92,774.00	142,774.00
Change	(20,388.43)	4,675,344.85	(4,502,796.45)	(17,000.00)			

Expenditures							
Fund Account	2022	2023	Original 2024	Amended 2024	Budget 2025	Chg from Orig 2024	Chg from Amend 2024
General Government (Fund 51)							
Gen Off - New Equipment	0.00	0.00	30,000.00	0.00	16,719.00	(13,281.00)	16,719.00
Clerk - Tech & Equip Res	14,560.51	15,287.75	0.00	0.00	20,500.00	20,500.00	20,500.00
Assessor - Revaluation	0.00	0.00	0.00	0.00	18,675.00	18,675.00	18,675.00
FUND 51 TOTAL	14,560.51	15,287.75	30,000.00	0.00	55,894.00	25,894.00	55,894.00
Change	(35,884.67)	727.24	14,712.25	(30,000.00)			
Expenses – Public Safety (Fund 52)							
Police - New Equipment	37,500.00	23,487.60	45,394.00	45,394.00	78,305.00	32,911.00	32,911.00
Police - New Vehicles	0.00	59,015.80	78,000.00	78,000.00	93,456.00	15,456.00	15,456.00
Fire - New Equipment	5,360.41	0.00	132,000.00	132,000.00	97,500.00	(34,500.00)	(34,500.00)
Fire - Equipment Reserve	0.00	4,992,132.78	0.00	0.00	0.00	0.00	0.00
FUND 52 TOTAL	42,860.41	5,074,636.18	255,394.00	255,394.00	269,261.00	13,867.00	13,867.00
Change	(329,181.61)	5,031,775.77	(4,819,242.18)	0.00			
Expenses – Public Works (Fund 53)							
DPW - New Equipment	0.00	33,500.00	66,000.00	66,000.00	286,000.00	220,000.00	220,000.00
DPW - Capital Outlay	0.00	0.00	115,000.00	115,000.00	0.00	(115,000.00)	(115,000.00)
2020 Paving 2320-20-04	0.00	(11,866.42)	0.00	0.00	0.00	0.00	0.00
2021 Street and Drain	833.75	0.00	0.00	0.00	0.00	0.00	0.00
2022 St/Dr 2320-22-02	98,886.09	0.40	0.00	0.00	0.00	0.00	0.00
Salt Shed 2320-22-04	283,915.69	13,654.54	0.00	0.00	0.00	0.00	0.00
2023 Streets 2320-23-01	0.00	280,154.45	0.00	0.00	0.00	0.00	0.00
DPW – Equip Reserve	0.00	0.00	0.00	0.00	0.00	0.00	0.00
DPW - Paving	0.00	0.00	593,318.00	593,318.00	560,331.00	(32,987.00)	(32,987.00)
DPW - Road Const Eng	0.00	0.00	0.00	0.00	21,000.00	21,000.00	21,000.00
Mart/Blackb 2320-20-07	186.00	0.00	0.00	0.00	0.00	0.00	0.00
Eng 2021 St & Drain	16,335.92	717.25	0.00	0.00	0.00	0.00	0.00
2022 St/Dr 2320-22-02	0.00	207.00	0.00	0.00	0.00	0.00	0.00
Salt Shed 2320-22-04	16,927.06	183.00	0.00	0.00	0.00	0.00	0.00
23 St 2320-23-01	3,951.04	45,827.41	0.00	0.00	0.00	0.00	0.00
FUND 53 TOTAL	421,035.55	362,377.63	774,318.00	774,318.00	867,331.00	93,013.00	93,013.00
Change	(147,846.41)	(58,657.92)	411,940.37	0.00			

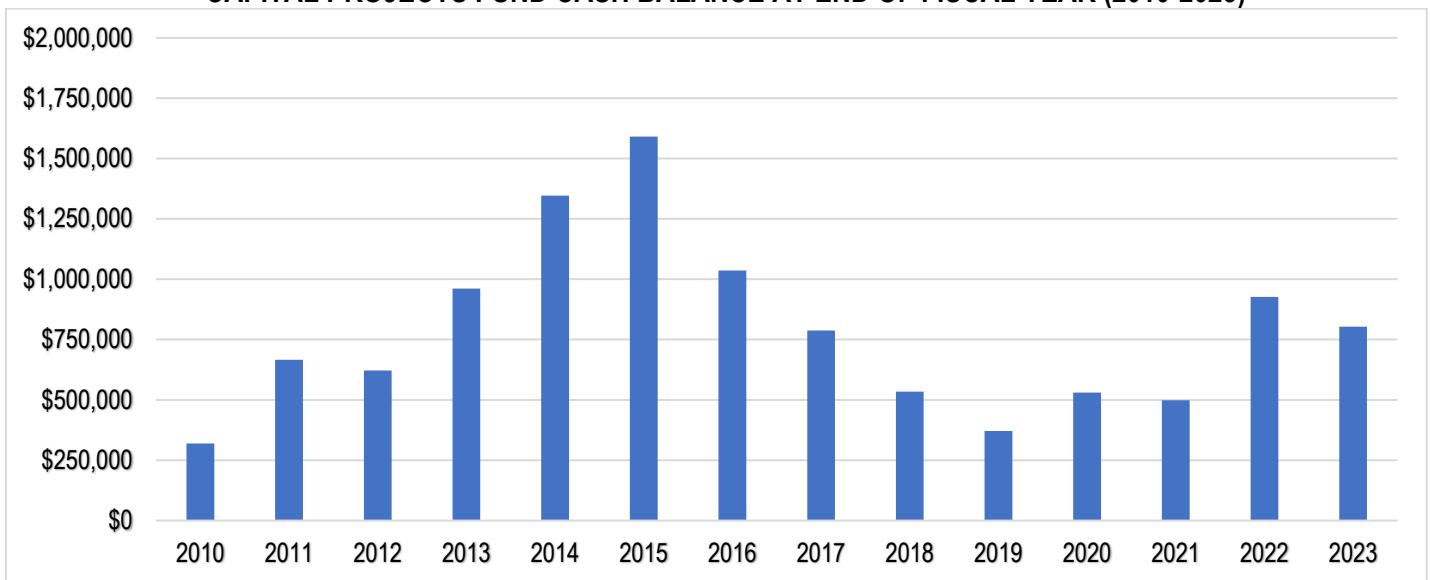
Expenses – Park and Recreation (Fund 55)							
Park and Rec - Urb Forest	57.32	0.00	0.00	0.00	0.00	0.00	0.00
FUND 55 TOTAL	57.32	0.00	0.00	0.00	0.00	0.00	0.00
Change	11,904.53	(57.32)	0.00	0.00			
Expenses – Debt Service (Fund 58)							
2023 GOFSB Iss Costs	0.00	123,307.00	0.00	0.00	0.00	0.00	0.00
FUND 58 TOTAL	0.00	123,307.00	0.00	0.00	0.00	0.00	0.00
Change	0.00	123,307.00	(123,307.00)	0.00			
TOTAL EXPENSES	478,513.79	5,575,608.56	1,059,712.00	1,029,712.00	1,192,486.00	132,774.00	162,774.00
Change	(501,008.16)	5,097,094.77	(4,515,896.56)	(30,000.00)			
NET	448,649.81	26,899.89	40,000.00	53,000.00	0.00		

PROJECT LIST FOR 2025							
Project	TOTAL	GENERAL FUND	STORM WATER	CAPITAL RESERVE	PARK RESERVE	LAWRENCE	OTHER SOURCES
Roads and Transportation							
Haven Pl (HW 54 to Border)	\$198,394.00	\$103,876.00	\$44,518.00	\$0.00	\$0.00	\$0.00	\$50,000.00
Belmar Rd (Haven to end)	\$99,197.00	\$34,438.00	\$14,759.00	\$0.00	\$0.00	\$0.00	\$50,000.00
Butternut Ln (All)	\$73,315.00	\$51,321.00	\$21,994.00	\$0.00	\$0.00	\$0.00	\$0.00
Sir Gregory (Navajo to end)	\$41,850.00	\$29,295.00	\$12,555.00	\$0.00	\$0.00	\$0.00	\$0.00
Inverary Ct (N.Overland to end)	\$44,904.00	\$31,433.00	\$13,471.00	\$0.00	\$0.00	\$0.00	\$0.00
Bay Ridge Ct (All)	\$102,671.00	\$71,870.00	\$30,801.00	\$0.00	\$0.00	\$0.00	\$0.00
*-Plane Park (All)	\$102,258.00	\$0.00	\$0.00	\$0.00	\$0.00	\$0.00	\$102,598.00
2026 Road Project Eng	\$21,000.00	\$14,700.00	\$6,300.00	\$0.00	\$0.00	\$0.00	\$0.00
Total	\$683,589.00	\$336,933.00	\$144,398.00	\$0.00	\$0.00	\$0.00	\$202,598.00
Fire Department							
Confined Space Rescue Gear	\$10,000.00	\$10,000.00	\$0.00	\$0.00	\$0.00	\$0.00	\$0.00
Replace UTV	\$20,000.00	\$20,000.00	\$0.00	\$0.00	\$0.00	\$0.00	\$0.00
Enc trail for UTV/CFS/WR Gear	\$10,000.00	\$10,000.00	\$0.00	\$0.00	\$0.00	\$0.00	\$0.00
Water Rescue Gear	\$10,000.00	\$10,000.00	\$0.00	\$0.00	\$0.00	\$0.00	\$0.00
Fire Hose Replacement	\$7,500.00	\$7,500.00	\$0.00	\$0.00	\$0.00	\$0.00	\$0.00
5 sets of turnout gear (Backup)	\$25,000.00	\$25,000.00	\$0.00	\$0.00	\$0.00	\$0.00	\$0.00
2024 Leased Vehicle	\$15,000.00	\$15,000.00	\$0.00	\$0.00	\$0.00	\$0.00	\$0.00
Total	\$97,500.00	\$97,500.00	\$0.00	\$0.00	\$0.00	\$0.00	\$0.00
Public Works							
2023 Lease (Ford 1500 CC)	\$11,000.00	\$11,000.00	\$0.00	\$0.00	\$0.00	\$0.00	\$0.00
Water Truck Lease	\$15,000.00	\$15,000.00	\$0.00	\$0.00	\$0.00	\$0.00	\$0.00
Toolcat (Replace Rhino Mower)	\$120,000.00	\$120,000.00	\$0.00	\$0.00	\$0.00	\$0.00	\$0.00
Rep 2007 Plow Truck (Chassis)	\$140,000.00	\$140,000.00	\$0.00	\$0.00	\$0.00	\$0.00	\$0.00
Total	\$286,000.00	\$286,000.00	\$0.00	\$0.00	\$0.00	\$0.00	\$0.00
General Government							
9 workstation devices (Tech)	\$13,500.00	\$13,500.00	\$0.00	\$0.00	\$0.00	\$0.00	\$0.00
Replace switches (Tech)	\$4,000.00	\$4,000.00	\$0.00	\$0.00	\$0.00	\$0.00	\$0.00
7 access points (Tech)	\$3,000.00	\$3,000.00	\$0.00	\$0.00	\$0.00	\$0.00	\$0.00
2026 Revaluation Payment	\$18,675.00	\$18,675.00	\$0.00	\$0.00	\$0.00	\$0.00	\$0.00
4 Badger Books (Election)	\$9,260.00	\$9,260.00	\$0.00	\$0.00	\$0.00	\$0.00	\$0.00
One (1) DS-200 (Election)	\$7,459.00	\$7,459.00	\$0.00	\$0.00	\$0.00	\$0.00	\$0.00
Total	\$55,894.00	\$55,894.00	\$0.00	\$0.00	\$0.00	\$0.00	\$0.00
Police Department							
2023 Squad Car Leases (3)	\$35,580.00	\$17,790.00	\$0.00	\$0.00	\$0.00	\$17,790.00	\$0.00
2024 Squad Car Leases (4)	\$57,876.00	\$28,938.00	\$0.00	\$0.00	\$0.00	\$28,938.00	\$0.00
Vehicle Changeover	\$18,700.00	\$9,350.00	\$0.00	\$0.00	\$0.00	\$9,350.00	\$0.00
Axon Body Camera Program	\$39,105.00	\$0.00	\$0.00	\$0.00	\$0.00	\$19,552.50	\$19,552.50
Squad Computers (3)	\$10,500.00	\$5,250.00	\$0.00	\$0.00	\$0.00	\$5,250.00	\$0.00
General Equipment	\$10,000.00	\$5,000.00	\$0.00	\$0.00	\$0.00	\$5,000.00	\$0.00
Total	\$171,761.00	\$66,328.00	\$0.00	\$0.00	\$0.00	\$85,880.50	\$19,552.50
TOTAL	\$1,294,744.00	\$842,655.00	\$144,398.00	\$0.00	\$0.00	\$85,880.50	\$222,150.50
* - Financed through TID #2							

CASH BALANCE (Reserve) AT END OF FISCAL YEAR – CAPITAL PROJECTS FUND

YEAR	Undesig. Reserve	Fire Equip	Public Works Equip	Village Building	Reassess.	Tech & Equip	HVAC	Fire Station	TOTAL RESERVE
2023	\$521,999	\$70,000	\$54,200	\$90,000	\$0	\$16,960	\$50,000	\$0	\$803,159
2022	495,099	70,000	54,200	90,000	0	16,960	50,000	0	926,259
2021	46,449	70,000	75,000	90,000	0	16,690	50,000	0	498,409
2020	78,420	70,000	75,000	90,000	0	16,960	50,000	0	530,380
2019	65,995	70,000	75,000	90,000	3,257	16,960	50,000	0	371,212
2018	248,159	51,000	65,000	84,500	18,257	16,960	50,000	0	533,876
2017	501,437	51,000	65,000	84,500	18,257	16,960	50,000	0	787,154
2016	800,305	36,000	50,000	69,500	16,111	14,814	49,000	0	1,035,730
2015	1,525,609	0	20,000	37,000	4,500	4,000	0	0	1,591,109
2014	1,226,984	70,000	15,000	29,500	3,000	2,000	0	0	1,346,484
2013	877,686	47,500	10,000	24,500	1,500	0	0	0	961,186
2012	621,423	0	0	0	0	0	0	0	621,423
2011	666,203	0	0	0	0	0	0	0	666,203
2010	319,513	0	0	0	0	0	0	0	319,513

CAPITAL PROJECTS FUND CASH BALANCE AT END OF FISCAL YEAR (2010-2023)



The following chart shows the growth of the Capital Projects component of the overall property tax levy:

OVERALL CAPITAL PROJECTS - PROPERTY TAX COMPONENT (2011-2025)

